



Activity Cards

For toddlers 2-3 years old



ISBN 978-896472-33-1 (2012)

The NWT Literacy Council is a not-for-profit organization with a mandate to support literacy development in all official languages of the Northwest Territories. For more information, please contact:

NWT Literacy Council

Box 761

5122 48th Street

Yellowknife, NT X1A 2N6

(phone) 867 873 9262

(fax) 867 873 2176

(toll free in the NWT) 1 866 599 6758

nwtliteracy@nwtliteracy.ca



Let Me See You Writing

It is important that I see you writing, too.

- Grocery Lists
- Letters and emails
- To-Do Lists
- Recipes



Scribbling Fun

I am ready to play with large crayons and draw pictures.

Let's scribble and talk about our artwork.



Self Portrait

I need help doing this but it's a lot of fun! We need a large piece of paper, scissors and crayons. (You can use several brown paper bags opened and taped together.)

- Put the paper on the floor.
- I'll lie down on the paper. Trace around my body with a crayon.
- Help me colour my portrait. Draw in the clothes, eyes, ears, nose, mouth, fingernails, and hair.
- Help me cut it out and hang it up.



Two Little Ptarmigan

Two little ptarmigan (hold up two fingers)
Sitting on the wall.

One named Peter, (hold up one finger)
The other named Paul.

Fly away Peter, (flap hands like wings)
Fly away, Paul.

Come back Peter, (gesture towards self)
Come back, Paul.

Stories About Myself

I feel special hearing stories about myself.
I like to hear about things that I am
doing, like:

- Getting dressed
- Having a bath
- Going shopping



This is the Way...

Sing this song to me as we do things.

This is the way we brush our hair,
brush our hair, brush our hair.

This is the way we brush our hair
so early in the morning.

This is the way we clean our teeth...



Rubbings

My house has many things with different textures- bricks, mesh screening, tree bark, a file, a cheese grater, etc.

I can put some paper on top of the rough surface and gently rub a crayon over it. This makes cool pictures!



Pretend Places

I love making special spots for me and my friends. Help me spread an old sheet or blanket over a small table or two chairs. I like to crawl inside with my toys.

We can pretend it's an igloo or a tipi, a fort, a fire station, a ship, a cave or a castle!



This is My Body

I like learning about my body.

Point to my body parts, name them, and ask me to find the ones you have named.



Dancing Fun!

I love different sounds and music!


Let me dance any
way I like. Play
all different kinds
of music!

I can clap
my hands
and stomp
my feet!



Fun and Games


I love playing games to learn new things.



Let's Play...Head and Shoulders

Head and shoulders
Knees and toes
Knees and toes
Knees and toes
Head and shoulders
Knees and toes
Eyes, ears, mouth and nose.






Any Day Parade

Take me on a tour of our home. Show me the wonderful sights, sounds, textures, and temperatures around me.

- Fuzzy blankets
- Cool and smooth windows
- A squeaky door or the hum of a computer
- Dark closets or a sun-filled room



On a sunny day take me around the house on a Sunbeam Hunt. Then sit down on the floor and enjoy the sun's warmth.

Let's Play: Surprise Bag

Let's hide different things in a box or bag for a game of touch and tell.

We can take turns feeling the objects and guessing what's in the bag. We can pull them out to see if we were right.



Shadow Fun

On a sunny day, or using a strong lamp indoors, play shadow games with me! Try these different movements and I will love copying you:

- Wave your hand.
- Jump up and down.
- Toss a ball in the air.
- Bend your body from side to side.
- Hop on one foot.
- Crouch down and I will stretch tall.





Shadow Hide and Seek

Let's play hide and seek with the sun!

Stand with your back to the sun and with me directly in front of you.

Point out how my shadow is hiding. Then tell me to extend my arms, legs, or head to the side, and watch as my shadow peeks out.




Let's Sing!

I love singing...

I will soon learn to
sing on my own.
Leave out parts to
help me learn.



Twinkle, Twinkle Little Star



Twinkle, twinkle little star,
How I wonder what you are!
Up above the world so high,
Like a diamond in the sky.
Twinkle, twinkle little star,
How I wonder what you are!



Bottle Bowling

Play this fun game indoors or outdoors.

- Use 10 large, empty plastic bottles as pins and a soft ball that we can kick or roll.
- Set the bottle pins up on the floor.
- Show me how to roll or kick the ball to knock the pins down.
- Count the bottles as you place them.
- Count how many fall and how many are left standing.

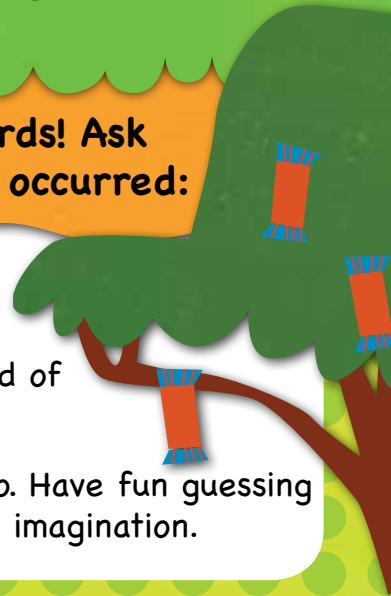


Silly Questions

Encourage my imagination and use of words! Ask me what might happen if something silly occurred:

- What if I put on my glasses upside down?
- What if candy bars grew on trees?
- What if people walked on their hands, instead of on their feet?

Let me make up some silly questions for you, too. Have fun guessing and acting them out. You'll be surprised with my imagination.





Colours

I want to learn my colours.


What Colour is This?



Row, Row, Row Your Boat

Sit on the floor with your legs straight out and apart, facing me. Stretch your arms out and hold my hands. Sing:

Row, row, row your boat
Gently down the stream.
Merrily, merrily,
Merrily, merrily,
Life is but a dream.

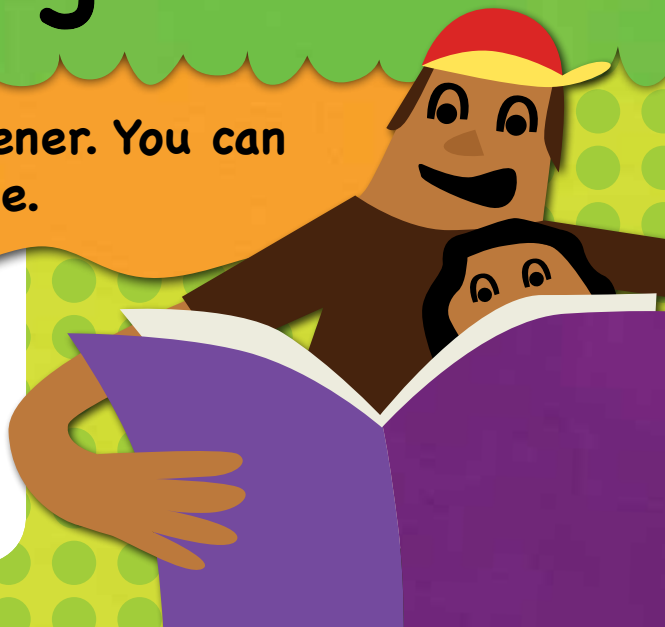


As you sing, pull me gently back and forth.

Acting Fun

Now I'm a better listener. You can read more often to me.

I love it when you act out the story and use different voices for the characters in the story.



Let's Go Shopping!


I love going grocery shopping, especially when you talk to me about what we are buying. It keeps me interested.



Connect the Dots

Draw dots on a piece of paper and let me connect them into whatever shape I like. I can colour my picture and tell you what I have drawn.

You can punch out the dots and use yarn, shoelaces or cord to connect the holes. Tape both ends of the string with masking tape.



Choo Choo Train Game

Put me on your back and walk or run around the house. Sing:

Choo, choo! Chugga, chugga, chugga, choo, choo, chugga, chugga, choo, choo! Choo, choo!

Or try this: Instead of carrying me, hold my shoulders and let me lead you through the house singing the train song.



Ha! Ha! Ha!

I love silly games. They make me laugh!



Let's Make a Silly Game

Let's make cards using simple magazine pictures and add something that does not belong, like a girl with a moustache or a fish with legs!

Giggle with me as we talk about what's funny.



Dress-Up Fun

I love to put on clothes to look like everything from a nurse to a trapper. When I am dressed up, my imagination will run wild!

- Old clothes
- Old sheets or towels
- Old jewelery
- Old hats or scarves



Hand Butterfly



Help me make a butterfly.



- Put my thumbs together and move my other fingers like a butterfly's wings.
- Make a hand shadow when the lights are dim.
- Try other animals too - rabbit, fox, bug, etc.

If I am young I may not understand, but let me do it my way.
It may not look like a butterfly to you, but it does to me!

I Love Books

Read to me often throughout the day.



Make it a part
of our daily
routine.

Let's Read...

I love talking about the books we read and I love doing activities about them. Let's read the book, "On Mother's Lap" and:

- Draw pictures about the story.
- Make puppets.
- Rock together in our special chair.



Play Doh Recipe

Easy to make, smells good and won't harm me if I taste it.

Here is what you'll need to make it:

- 2 1/2 cups flour
- 1/2 cup salt
- 2 cups boiling water
- 3 tablespoons oil



How to Make Play Doh

- Mix the flour and salt in a bowl.
- Mix the water and oil together and pour over the flour and salt.
- Stir until it forms a ball (this may take a while – keep stirring). As the mixture cools, it will become less sticky.
- When it is cool, take it out of the bowl and knead it until smooth.
- Variation: Add 2 packages dry unsweetened Kool-Aid® to the flour and salt for extra colour and a pleasant smell!



Helping

**I like helping you.
I can help you sort the laundry.**

I can help you match socks.
Ask me to tell you how the
socks are same or different.




Drawing and Writing

I love to draw and pretend to write words.

I need:

- lots of paper
- crayons and markers
- special space
- a container for all my stuff



Fun with Drawings



I love talking about my
drawings.
Help me to write down
my stories.

Sock Puppet

Puppets are fun! Make one for me with an old sock and yarn.


Sew a face on the toe section with yarn or with pieces of material cut in the shape of eyes, nose and mouth.
Sew yarn on for hair.





Fun with Felt

I love learning about shapes and colours!

- Scraps of felt (or other material scraps) of different colours
 - Scissors
- 

Cut felt into shapes – circles, squares, triangles. Cut several of each shape, in different colours. Mix them up and let me play with them. Have me sort them by shape or colour.