



Celebrate Literacy in the NWT

# How To Kit



## Environmental Print Games



## What do we mean by Environmental Print?

Print surrounds us in the home and community. Environmental print is the print that is found in our everyday lives:

- ✓ Labels on food
- ✓ The logo of a favourite restaurant
- ✓ Traffic signs
- ✓ Street signs
- ✓ Names of buildings



Environmental print is usually the first print children recognize. It plays a strong role in helping children begin to understand that letters and symbols mean something.

Children begin to read the words through environmental print by recognizing the colour and shapes that surround the words. Eventually, children will begin to read the words without the colours and shapes. Recognizing environmental print makes children feel successful at “reading” and motivates them to read more.

Encourage families to use the environmental print in your community to help children begin the stages of early reading. Many NWT communities have signs written in the Aboriginal Languages of the community. It is a great way to encourage children to learn an Aboriginal language by reading the street signs and names of buildings.



Celebrate Literacy in the NWT

## **This package includes**

- ✓ Word Scavenger Hunt                      ages 8 – 14
- ✓ Signs and Symbols Bingo                      ages 8 – 14
- ✓ Environmental Print Memory Game      ages 3 - 5
- ✓ Environmental Print Memory/  
Matching Game                      ages 6 - 10

**These activities can be done in all languages of the community.**

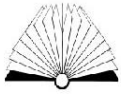


Celebrate Literacy in the NWT

## Steps to Organizing an Environmental Print Games Night

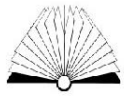
### Preparation

1. Find a space in the community to hold the event. (school, band office, nursing station, library, community hall)
2. Advertise the games night at least one week before the event. Put posters up around the community, advertise on the local radio station, or green screen and hand out invitations at the school. **Tell everyone about it!** Posters and invitations are included in this package.
3. Ask local stores to donate snacks and prizes for your games evening.
4. Prepare yourself by reading the package and photocopying the games and bingos for children.
5. Ask parents to come with their children and enjoy the games together. You will need volunteers to help with the games.
6. You could set up stations around the room and have families work through the games together. Make sure to have one volunteer at each station.
7. The older children can fill in the Word Hunt game by going out in the community or school to collect the answers. Give a prize to all those that finish the Hunt.



## Celebrate Literacy in the NWT

8. At the end of the evening, play the Signs and Symbols Bingo and give prizes to the winners. Have the older children help the younger children with the bingo.
9. Have a snack at the end of the evening and ask participants if they enjoyed themselves and if they would like to attend another event sometime.
10. Ask the local paper to come to your event and do a story about Family Literacy.
11. Thank your sponsors at your event and by writing them a letter.
12. Ask the local paper to come to your event and do a story about Family Literacy.
13. Call the NWT Literacy Council if you would like help with your event. The NWT Literacy Council can provide free books for prizes, help with the organization of the event and provide training for facilitators.



## Community Word Hunt

---



1. Photocopy the Community Word Hunt sheet.
2. Have the participants work in teams of 2 – 3 people depending on the number of children participating.
3. Have people in the community volunteer to help with the event. Children will need help reading the sheet and filling in the answers.
4. Be sure to explain the rules clearly and ask if there are any questions before the hunt begins.
5. Give a prize to the winning team. Ask local businesses, or organizations for donations or call the NWT Literacy Council for book prizes. Provide a small prize for all participants (pens, pencils, erasers, bookmarks).



Celebrate Literacy in the NWT



# Community Word Hunt

You can do this in English, French or any of the Aboriginal languages.

1. Find     a) book \_\_\_\_\_  
              b) magazine \_\_\_\_\_  
              c) newspaper \_\_\_\_\_  
              e) poster or flyer \_\_\_\_\_

Write down the name of each one!

2. Write down the names of five buildings in your community. You could use the name of your school for one.

---

---

---

---

---



Celebrate Literacy in the NWT

3. Find the letters of the word READ on signs or posters in your community or school. Write down where you found them:

R \_\_\_\_\_

E \_\_\_\_\_

A \_\_\_\_\_

D \_\_\_\_\_

4. Write down 5 signs that are in your community or school (for example road signs or street signs).

---

---

---

---

---

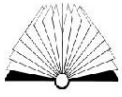
5. Write down five signs that you would see in your local grocery store.

---

**Have Fun!**

**There will be snacks and prizes when you return!**




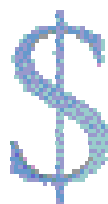








# **Memory Game**

## **Instructions**

1. Glue this sheet to cardboard or some other type of backing.
2. Cut out the pictures and/or words.
3. Mix up the pictures and/or words and turn them face down.
4. Each player flips over two squares at a time and tries to find matching pairs.
5. Each player should say what the picture or word is each time they flip a square over.
6. One person can play as well. Just flip the cards over, two at a time, and try to find matching pairs.
7. You can also just match the word to the picture.

# Environmental Print Memory Game (Pre-school)



# Environmental Print Memory or Matching Game



**Wheelchair  
Accessible**



**Open**



**Stop**



**No -  
smoking**




**Exit**




**Fire**




**Closed**



**Washroom**




**Telephone**



**Money**


# Playing Bingo



1. Have prizes for the children who win the bingo! (books, pencils, writing paper, pens, erasers) *Give the NWT Literacy Council a call and we can send you some books!!!!*
2. When people are ready to play – make sure all players have a marker and one bingo sheet.
3. Put all the signs and symbol squares in a hat and draw them out one at a time. Have children guess what the sign or symbol is by giving them a clue. For example if the picture is a **stop sign** ask the children what they do when they come to a red sign.
4. Choose any of the following for your Bingo: One line, two lines, four corners, L shape, black out..
5. Have winners choose a prize and encourage those that win twice to give a prize to a friend. Contact the Literacy Council for book prizes.
6. Make up your own Literacy Bingo game with the blank bingo card attached.

# Signs and Symbols

## Bingo



**Environmental Print Activity**






















# Blank Bingo Card

[illegible]

# Calling Cards - Cut out and put in a hat


















# Signs & Symbols Bingo








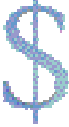














				
				
 Nursing Station		<b>NWT Literacy Council</b>		
				
				












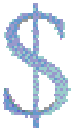














# Signs & Symbols Bingo

# Signs & Symbols Bingo

# Signs & Symbols Bingo

# Signs & Symbols Bingo

# Signs & Symbols Bingo

# Signs & Symbols Bingo


				
				
				
				
				

# Signs & Symbols Bingo



# Signs & Symbols Bingo

				
 Nursing Station				
		<b>NWT Literacy Council</b>		
				
				



# Signs & Symbols Bingo

# Signs & Symbols Bingo

		 Nursing Station		
				
		NWT Literacy Council		
				
				

# Signs & Symbols Bingo










# Signs & Symbols Bingo

				
				
		<b>NWT Literacy Council</b>		
				
				

# Signs & Symbols Bingo

				
				
				
 Nursing Station				
				

# Signs & Symbols Bingo

				
				
		<p><b>NWT Literacy Council</b></p>		
				
				

# Signs & Symbols Bingo



# Signs & Symbols Bingo

				
				
		<p><b>NWT Literacy Council</b></p>		
				
				



# Signs & Symbols Bingo

# Signs & Symbols Bingo

# Signs & Symbols Bingo

		 Nursing Station		
				
		<b>NWT Literacy Council</b>		
				
				

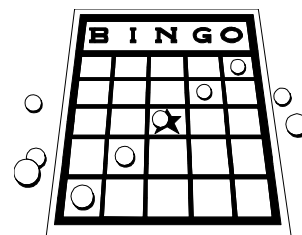
Celebrate NWT Literacy Week

# Games Night



Come with your family and play

- ✓ Bingo
- ✓ Matching Games
- ✓ Word Hunts



When: \_\_\_\_\_

Where: \_\_\_\_\_

Time: \_\_\_\_\_

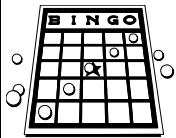
Cost: **FREE!!!!**

Lots of fun and great prizes!

Sponsored by \_\_\_\_\_



# Games Night



Bingo



prizes

Memory Games

Community Word Hunt

When: \_\_\_\_\_


Where: \_\_\_\_\_

Time: \_\_\_\_\_

Sponsored by : \_\_\_\_\_

**Fun Activities for the whole family!**

# Games Night



Bingo



prizes

Memory Games

Community Word Hunt

When: \_\_\_\_\_


Where: \_\_\_\_\_

Time: \_\_\_\_\_

Sponsored by : \_\_\_\_\_

**Fun Activities for the whole family!**

# Games Night



Word Bingo



prizes

Memory Games

Community Word Hunt

When: \_\_\_\_\_


Where: \_\_\_\_\_

Time: \_\_\_\_\_

Sponsored by : \_\_\_\_\_

**Fun Activities for the whole family!**

# Games Night



Word Bingo



prizes

Memory Games

Community Word Hunt

When: \_\_\_\_\_

Where: \_\_\_\_\_

Time: \_\_\_\_\_

Sponsored by : \_\_\_\_\_

**Fun Activities for the whole family!**