

# Tips for Parents

## What can I do to help my child learn to read?

- ✓ Let him/her see you reading.
- ✓ Share books together
- ✓ Point out the print that is all around us. Look at street signs, supermarket labels, posters.
- ✓ Make scrapbooks from photos or old magazines.
- ✓ Cook together



## Steps for Reading With Your Child

- ✓ Choose a book from the library or from your home.
- ✓ Take turns reading aloud, or tell the story by looking at the pictures.
- ✓ Talk about what's happening in the story.
- ✓ Help your child with difficult words.
- ✓ Praise your child.



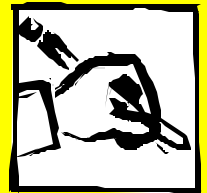
## What can I do to help my children learn to write?

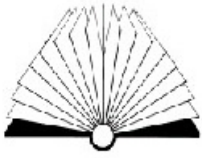
### Let your child watch you when you:

- ✓ fill in forms
- ✓ write letters
- ✓ write birthday cards
- ✓ make notes
- ✓ pay bills
- ✓ write shopping lists

## What materials will I need to encourage writing at home?

- ✓ lots of paper
- ✓ pens, pencils, crayons
- ✓ scissors, glue
- ✓ old envelopes or greeting cards for kids to copy
- ✓ little blank books for children to make their own stories
- ✓ a box to keep all the material in





## More Tips!

### Board Games and Card Games



- ✓ Board games and card games will help your child to match pictures and words. This is an important reading skill. Games make it fun.
- ✓ Board games can help your child begin to understand maps and plans.
- ✓ Games will also help with numbers.
- ✓ Play games that encourage your children to read like Monopoly & Scrabble.




### Make your own games!

- ✓ Make a snap or matching game by matching words and their picture.

#### Example

<b>Bear</b>	
<b>Book</b>	

- ✓ Use playing cards to make up number games for your children. Or play snap or war.
- ✓ Make a word game with letters and pictures. Give each player a pile of picture cards. Turn up the letter cards one by one. If you have a picture beginning with that letter, you keep the card and cover the picture with it. The winner is the first person to cover all their pictures.

<b>B</b>	
----------	---