

# How to Kit



## Rally for Literacy

2012

NWT Literacy Council  
Box 761  
Yellowknife, NT X1A 2N6  
Toll Free: 1-866-599-6758  
Phone: 867-873-9262 Fax: 867-873-2176  
Email: [nwtliteracy@nwtliteracy.ca](mailto:nwtliteracy@nwtliteracy.ca)  
Website: [www.nwt.literacy.ca](http://www.nwt.literacy.ca)

# Celebrate Literacy in the NWT!


## Acknowledgements

The NWT Literacy Council gratefully acknowledges the financial assistance for this project from the Department of Education, Culture and Employment, GNWT.



Thank you to Katie Randall of the NWT Literacy Council for creating this resource.

Contact the NWT Literacy Council to get copies of this resource. You can also download it from our website.



NWT Literacy Council  
Box 761, Yellowknife, NT X1A 2N6  
Phone toll free: 1-866-599-6758  
Phone Yellowknife: (867) 873-9262  
Fax: (867) 873-2176  
Email: [nwtliteracy@nwtliteracy.ca](mailto:nwtliteracy@nwtliteracy.ca)  
Website: [www.nwt.literacy.ca](http://www.nwt.literacy.ca)

**2012**

# Celebrate Literacy in the NWT!

## Other How to Kits & Literacy Activities

This *How to Kit* was developed to help organizations celebrate literacy in the NWT. It is one in a series of *How to Kits* that you can download from the NWT Literacy Council website at [www.nwt.literacy.ca](http://www.nwt.literacy.ca). You are welcome to photocopy and use the activities in your programs, or adapt them to your needs. You will also find other activities on our website that you are welcome to download and use.

*Other How to Kits you will find on our website:*

- 1-2-3 Rhyme with Me
- Community Book Swap
- Family Reading Party
- Games Night
- Literacy Treasure Hunt
- Pyjamas and Book Party
- Reading Circles and Story Extenders
- Scattergories
- Storytime on the Radio
- Family Literacy Activities Night
- Book Making
- Literacy Games for Adults
- Get Caught Reading & Other Promotion Ideas
- Election
- Environmental Print Games
- More Literacy Games
- Read for 15
- Writing and Publishing Children's Books
- Literacy Survivor
- Writing Contest
- Plan a Family Fun Day
- Learning through Play
- Music and Literacy
- Writing Ideas
- Making Family Books
- Comics and Graphic Novels
- Involving Families in Children's Learning
- Literacy Activities for Holidays – Thanksgiving, Halloween, Christmas, Valentine's Day, Easter, Birthdays
- Puppet Making
- Culture and Traditions
- Books in the Home
- Facilitating a Workshop
- Talking Books
- Family Math
- Family Cooking
- Readers Theatre
- Family Literacy Activities Night 2
- Word & Picture Bingos
- Plan a Family Literacy Fair
- Storysacks
- Science Fun
- Reading with Your Child DVD
- TV Free from A to Z
- Puppets
- 20 Outdoor Family Literacy Activities
- Nutrition and Literacy
- Active Literacy
- Learning in Everyday Life
- Culture Days

## Celebrate Literacy in the NWT!

### NWT Literacy Week 2012

# Lifelong Learning: It's a Trip!

Each year we invite people around the NWT to celebrate NWT Literacy Week in the last week of September. We hope that you will join us in celebrating literacy this week, and throughout the year. This year the theme for the week is **Lifelong Learning: It's a Trip!** We are all on a learning journey, no matter what phase of life we are in. Take time to think about the places your learning has taken you. Have a great NWT Literacy Week!



# Celebrate Literacy in the NWT!

## Rally for Literacy How to Kit

During NWT Literacy Week 2011, Yellowknifer Lachlan MacLean approached the NWT Literacy Council with a unique fundraising idea. He wanted to embark on the Mongol Rally: a fundraising car rally round 1/3 of the world, from England to Mongolia. He would do this in a tiny car, with no set route and no guarantees of being able to finish. He spent the winter fundraising for youth literacy projects around the NWT, and preparing for the daunting trip. Along the way, Lachlan was reminded of why he chose to fundraise for literacy; Literacy and Essential Skills are building blocks to other things. He used each of the Essential Skills while preparing for the trip, and was ready to learn firsthand what it was like to have low level Essential Skills while in countries where he does not know the language, customs and particularly road signage.

We have designed this How to Kit to allow you to explore the Rally for Literacy. As this kit was created, Lachlan had reached Georgia. Before he left, he had learned to drive a standard car, with the driver's seat on the right side instead of left. He had all of his necessary Visas, immunizations and had his route sketched out. You can use the activities in this kit to follow his adventure, or think of your own!

You can follow Lachlan's trip on his website, <http://www.posingaspeople.com> or on Facebook and Twitter.



# Celebrate Literacy in the NWT!

## Research a Country along the Rally Route

As a class or group you can research one of the thirteen countries on Lachlan's planned route, or individuals can research a country on their own. Ideas of things to look for are:

- Languages spoken in the country, and how to say common phrases in that language
  - Hello, good-bye
  - My name is....
  - Where is the washroom?
  - Please and thank you
  - How much does this cost?
- Currency of the country, and what the exchange rate is with Canadian dollars
- Geography of the country
  - What countries does it border?
  - Map of the country
  - Are there roads through the country?
  - What kind of terrain does the country have? Mountains, water, desert, etc.
- Religion and customs of the country

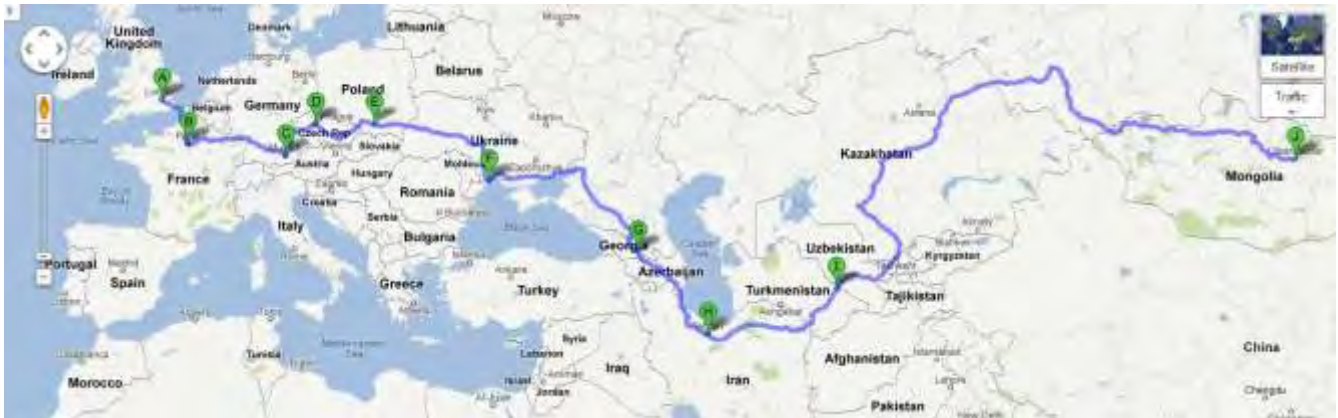
Participants can teach each other about the different countries, or different aspects of the same one. They can practice presentation skills, or create visual displays of the information.



## Celebrate Literacy in the NWT!

Lachlan's route is not set in stone, but countries that may be on the route are:

- England
- France
- Germany
- Czech Republic
- Poland
- Moldova
- Ukraine
- Russia
- Turkey
- Georgia
- Iran
- Turkmenistan
- Uzbekistan
- Tajikistan
- Kyrgyzstan
- Mongolia



(Image from: <http://maps.google.ca/>)

Some good places to look for information are in the travel section of your library, or on each country's tourist information website. Lachlan's website ([www.posingaspeople.com](http://www.posingaspeople.com)) has links to websites from each country.

## Celebrate Literacy in the NWT!

### Packing Debate

Lachlan left Canada with one bag, and could pack only necessities into the car. He needed to pack enough clothes for 8 weeks, and for various climates. He also needed a tool kit, a first aid kit and food. This activity will get participants thinking about what is important, and how to express their reasoning.

- Have each participant think of the two most important things that they think they would need on this 8 week long trip.
- They will each be given time just to say what the two things are.
- Once each person has had a turn, the debate begins. Give each person 1 minute to give the reasons why these objects are so important. If one or more people have the same idea, encourage them to add to each other's arguments.
- After the arguments have been made, open up the voting. You can do either a secret ballot, or vote by raising hands with eyes closed.
- The total number of items you will allow will depend on the size of the group. If there are fewer than ten people, you could allow a total of 5 items. The more participants there are, the more you can increase the total number of items "packed."





## Celebrate Literacy in the NWT!

### More Options:

- To connect this activity to the Rally, allow the participants to do a bit of research of the terrain, services and climates along the route. You can also provide a short briefing on the countries to participants.
- To encourage debating skills more, the facilitator can assign each person an unnecessary object that will take up space. The participant's goal will be to convince the others that this object could end up having a use on the road.
- The packing can be visual: the facilitator can create a large paper car and each participant will then draw their items. The chosen items will then be attached to the car picture.
- You can also ask what books, songs etc. they would bring along to enjoy.
- Let the team know what your group decided to pack and ask if Lachlan packed those items. If not, maybe he wishes he did!



## Celebrate Literacy in the NWT!

### Rally Cooking

What would you cook along the road? This is a fun activity to see what you could make. Your group can cook one dish together, or try some with ingredients from different countries along the way. The guidelines are:

- Lachlan has no refrigerator in the car, so no ingredients that require refrigeration.
- You must be able to cook your meal on a fire, BBQ or camping stove, so no baking or deep frying.
- You must be able to cook using only:
  - 1 pot
  - 1 Swiss Army knife
  - 1 wooden spoon
  - 1 fork



## Celebrate Literacy in the NWT!

### Writing your own story

Provide the participants with three photos from Lachlan's trip, but give no information about the photos. Give them time to study the photos, and think of a story that the photos could be telling. Give them time to write the stories, and then share with the group.

Options:

- Give everyone the same three photos, so they all share the story they wrote about the same images. This will let them hear how others interpreted the pictures.
- Give everyone different photos, or a combination of the same and different.
- Tell them a story from Lachlan, and have them draw what they imagine the story looks like.
- There are also some short video clips available. You could show a short clip and have the participants expand the story.
- The stories could also be told through skits done in groups.
- Contact NWT Literacy Council for photos and stories, or go online to [www.posingaspeople.com](http://www.posingaspeople.com) or search "Rally for Literacy" on Facebook.

## Celebrate Literacy in the NWT!

### Explore the Essential Skills on the Road

In the preparation and on the road, Lachlan will be using all nine of the Essential Skills. They are:

1. Reading text
2. Writing
3. Document Use
4. Thinking Skills
5. Numeracy
6. Oral Communication
7. Computer Use/ Digital Literacy
8. Working With Others
9. Continuous Learning

Have a discussion about the Essential Skills, and brainstorm with the group when he will need each of the skills. For example, during the fundraising there was a lot of Oral Communication. He needed to be able to explain to people what he was doing, why donating to the NWT Literacy Council was important, and how they could donate. While on the road, Oral Communication will be crucial at border crossings, for getting directions and for calling home to update friends and family on his progress.

## Celebrate Literacy in the NWT!

- Let us know what you come up with, and maybe Lachlan will have a good story for you about how that Essential Skill came in handy in that situation.
- Let us know what other skills you think would be “essential” on a trip like this.




## Celebrate Literacy in the NWT!

### Landmarks

We use landmarks to give directions, know where we are and feel at home. There are world famous landmarks, and landmarks in your community. While on the Rally, Lachlan may drive by some of the most famous landmarks in the world. Here are some ideas for exploring landmarks:

- Have the group think about landmarks in your community. These could be the store, a lake or river, a road or hill, the school, the church or anything else that is special in your community.
- Go out and have a photo or video walk, capturing all of these landmarks. You could then create a digital story about your community and the special places in it.
- Landmarks are very important when going out on the land; they tell us where we are and how to get home. Have the group think about landmarks outside of town, maybe on the way to a camp, along a trapline or along the winter road. They could then draw these landmarks, or bring in photos they may already have.
- Look up world famous landmarks, such as the Eiffel Tower in Paris or Ayers Rock in Australia. Everyone can pick their own and find information about why the landmark is famous. They can also present to each other why they would like to go to see this landmark.





## Celebrate Literacy in the NWT!

### World Tour

Invite everyone in your community to come together for this activity. People can present activities or foods from their culture, or research a country on the Rally route, or anywhere in the world. The school gym would be a great place to do this.

- Set up different stations for each person who wants to do an activity all around the gym. Examples could be drumming, different foods, string games, crafts or learning a song.
- You can make passports for all the participants to get stamps at each station after the activity. There is a template at [http://www.fiarcircle.com/downloads/lessons/fc\\_passport.pdf](http://www.fiarcircle.com/downloads/lessons/fc_passport.pdf) with a passport and stamp ideas.
- You could start with a book about travelling the world. There are suggested books at the end of this kit.
- You could also sing or listen to songs from different cultures.



## Celebrate Literacy in the NWT!

### Flat Stanley

*Flat Stanley* began as a book by Jeff Brown in 1964. Stanley is a boy who was flattened by a bulletin board falling onto his bed. He and his brother discover that Stanley can be folded and put in an envelope. He can then be mailed all over the world to visit friends.

Since the book was released, people all around the world have begun mailing their own Flat Stanleys. When people receive a Flat Stanley they may take pictures of the Flat Stanley in their home community, and send him back with photos, stickers, stamps or other special items from his trip. Here are some ideas:

- Visit <http://www.flatstanleybooks.com/parents/parents-downloads/> for a printable template of Flat Stanley, or draw your own. This could be a boy as in the book, or any other picture you want to send. Groups could send one together, or everyone could make their own.
- You can go to [http://www.flatstanley.com/find\\_host](http://www.flatstanley.com/find_host) and find people all around the world who would like to exchange Flat Stanleys. You can contact them through the sites and get started.
- You can also mail them to friends and family in other communities.
- With an iPhone, iPod Touch or iPad you can also download a Flat Stanley App.



(Image from: <http://www.flatstanleybooks.com/>)

## Celebrate Literacy in the NWT!

### Check out the Adventurists

Team Polar Bears Posing as People is just one of many teams participating in the Mongol Rally in 2012. You can visit <http://www.theadventurists.com/the-adventures/mongol-rally/edition/summer-2012/teams> to get information on all of the teams. The infographic at <http://www.theadventurists.com/the-jibber/mongol-rally-2012-in-numbers> gives you the total number of teams, participants and more. Here are some ideas of things to do with this information:

- Participants can look at the sheet and practice some numeracy:
  - What percent of the participants are male vs. female?
  - What is the ratio of service vehicles to cars? Motorcycles to cars?
  - In the 8 years since 2004, the number of teams has increased 4950%, from 6 to 297. If they continued at that rate, how many teams will there be in the 2020 Rally?
  - The sheet says the trip is about 10,000 km. Use this calculator to see how far it is from Ulaanbaatar, Mongolia to your community. Not all NWT communities are listed, so you may have to choose the closest Regional Centre.  
<http://www.timezonedistance.com/distance-calculator/>
  
- All teams will have a blog or website you can click on. Explore different teams' stories and see how their adventure went. They will all have different stories to tell, showing that even though they are all travelling to the same place, different decisions and different situations make for very different experiences.

## Celebrate Literacy in the NWT!

### Suggested Books

- *La Rue Across America: Postcards from the Vacation* by Mark Teague
- *One World, One Day* by Barbara Kerley
- *Nine O'Clock Lullaby* by Marilyn Singer and Frane Lessac
- *Toot & Puddle* by Holly Hobbie
- *Olivia Takes a Trip* by Ellie O'Ryan
- *The Fantastic Flying Journey* by Gerald Durrell
- *Flat Stanley* by Jeff Brown
- *Travels with my Family* by Marie-Louise Gay and David Homel
- *Road Trip* by Roger Eschbacher
- *The Berenstain Bears and Too Much Car Trip* by Stan and Jan Berenstain
- *Fred and Ted's Road Trip* by Peter Eastman
- *Just One More* by Wendi Silvan
- *Wagons Ho!* by George Hallowell and Joan Holub
- *My Car Trip* by Sindy McKay
- *Duck Duck Moose* by Dave Horowitz
- *Amelia's Are-We-There-Yet Longest Ever Car Trip* by Marissa Moss
- *Barfing in the Backseat #12: How I Survived My Family Road Trip* by Henry Winkler